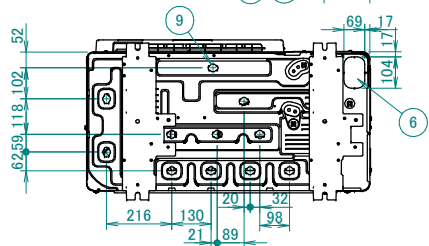
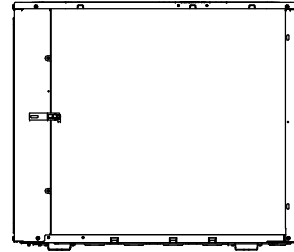
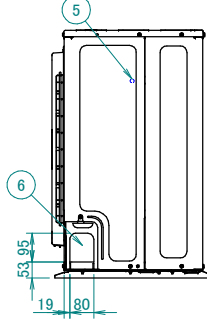
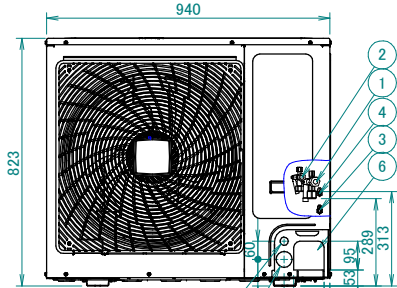
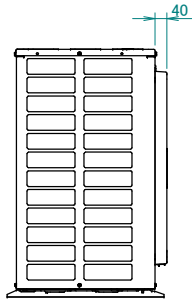
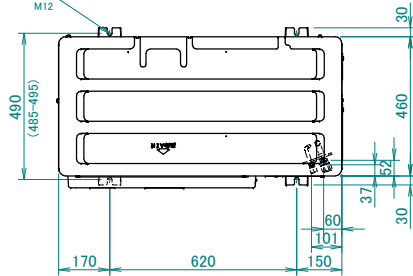


RXYSCQ-TV1

4 holes for anchor bolts



- ① Gas pipe connection ·AA· flare
- ② Liquid pipe connection ·Ø9.52· flare
- ③ Service port (in the unit)
High pressure
- ④ Service port (in the unit)
Additional refrigerant charge
- ⑤ Grounding terminal
Inside of the switch box (·M5·)
- ⑥ Refrigerant piping intake (knockout hole)
- ⑦ Power supply wiring intake (knockout hole ·Ø53·)
- ⑧ Control wiring intake (knockout hole ·Ø27·)
- ⑨ Drain pipe connection (outside diameter ·Ø26·)

Model	AA
RXYSCQ4TMV1B	Ø15.9
RXYSCQ5TMV1B	Ø15.9
RXYSCQ6TMV1B	Ø19.1